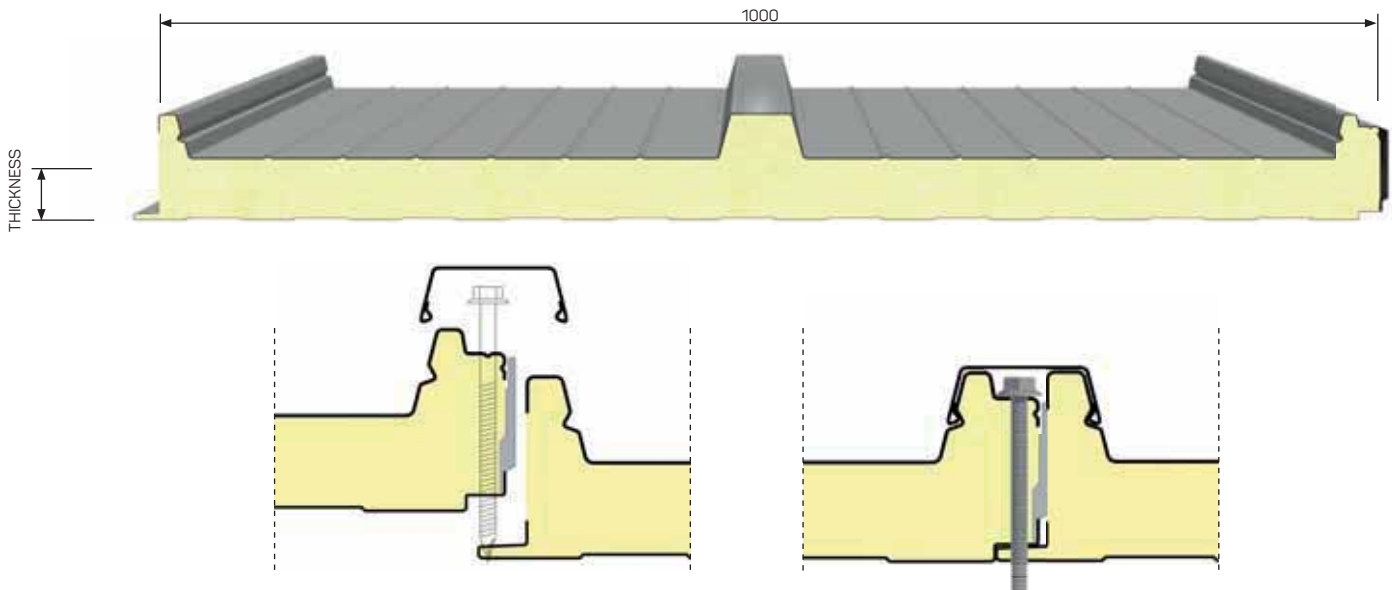


Isotap

Manufactured in: Spain



It is a self-supporting double skin panel, insulated with polyurethane foam, with a tongue-and-groove joint, designed for pitched roofs with a minimum slope of 7%. On large longitudinal pitches, the panel overlap can be foreseen. The fixing system is a penetrating type with the possibility to use exposed caps, with the possibility to use caps, in the coupling zone is placed a special flashing.



INSTRUCTIONS OF USE

For the use of the panels and the related limits, please consult the technical data sheet available on www.isopan.com under the section "technical data sheet" and the "recommendations for the assembly of ribbed sheets and metal faced insulating panels" defined by ISOPAN.



FIRE PERFORMANCES

Regarding the specifications related to the fire characteristics, please consult the synthesis available in the catalogue or on the website.



→ see pag. 16

OVERLOAD SPANS

UNIFORMLY DISTRIBUTED LOAD kg/m ²	STEEL SHEETS 0,5 / 0,5 mm - Support 120 mm							STEEL SHEETS 0,5 / 0,4 mm - Support 120 mm				
	PANEL NOMINAL THICKNESS mm							PANEL NOMINAL THICKNESS mm				
	30	40	50	60	80	100	120	30	40	50	60	80
	MAX SPANS cm							MAX SPANS cm				
80	295	330	365	400	470	530	600	290	320	355	400	460
120	230	280	310	340	400	450	500	230	280	310	340	390
150	190	240	280	310	365	410	460	190	240	280	300	360
200	145	180	220	260	320	360	400	145	180	220	260	310
250	115	150	180	220	275	320	360	115	150	180	215	275

Calculation for static sizing according to the Annex E of the UNI EN 14509 standard. Deflection limit 1/200 ℓ

PANELS WEIGHT

THICKNESS SHEETS mm	kg/m ²	PANEL NOMINAL THICKNESS mm						
		30	40	50	60	80	100	120
0,4 / 0,4	kg/m ²	8,1	8,5	8,9	9,3	10,1	-	-
0,5 / 0,5	kg/m ²	9,9	10,3	10,7	11,2	11,9	-	-
0,6 / 0,6	kg/m ²	11,7	12,1	12,5	12,9	13,7	14,5	15,3

DIMENSION TOLERANCE (in accordance with EN 14509)

DEVIATION mm	
Length	L ≤ 3 m ± 5 mm L > 3 m ± 10 mm
Working length	± 2 mm
Thickness	D ≤ 100 mm ± 2 mm D > 100 mm ± 2 %
Deviation from perpendicularity	6 mm
Misalignment of the internal metal faces	± 3 mm
Bottom sheet coupling	F = 0 + 3 mm

L = working length, D = panels thickness, F = sheets coupling

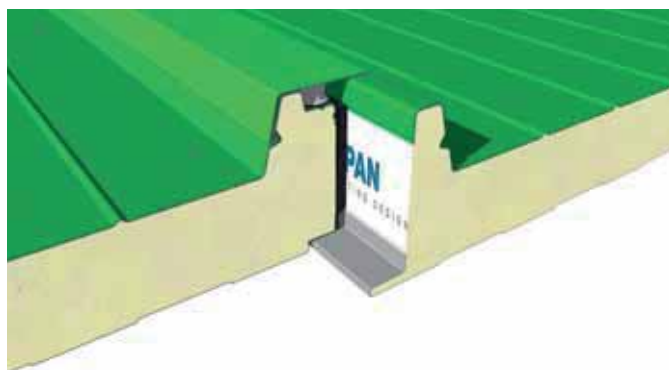
THERMAL INSULATION

In accordance with the new standard EN 14509 Annex 10

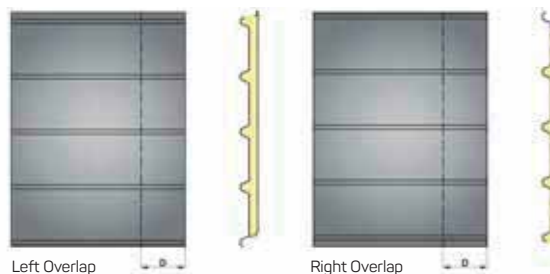
U	PANEL NOMINAL THICKNESS mm						
	30	40	50	60	80	100	120
W/m ² K	0,71	0,54	0,44	0,37	0,28	0,22	0,19
kcal/m ² h °C	0,61	0,47	0,38	0,32	0,24	0,19	0,16

According to the calculation method EN ISO 6946

K	PANEL NOMINAL THICKNESS mm						
	30	40	50	60	80	100	120
W/m ² K	0,59	0,47	0,39	0,33	0,25	0,20	0,17
kcal/m ² h °C	0,52	0,41	0,34	0,29	0,22	0,17	0,15



Details of the fixing system and the coupling tolerance



D = mm 100-150-200-250
Other measurement after agreement